

Chemical Reactions and Enzymes

Lesson Summary

Chemical Reactions Everything that happens in an organism is based on chemical reactions. A **chemical reaction** is a process that changes one set of chemicals into another set of chemicals.

- ▶ The elements or compounds that enter into the reaction are the **reactants**.
- ▶ The elements or compounds produced by the reaction are the **products**.
- ▶ Chemical reactions involve changes in the chemical bonds that join atoms in compounds.

Energy in Reactions Some chemical reactions release energy; others absorb energy.

- ▶ Chemical reactions that release energy often occur on their own.
- ▶ Chemical reactions that absorb energy require a source of energy. The energy needed to get a reaction started is called the **activation energy**.

Enzymes An **enzyme** is a protein that acts as biological catalyst. A **catalyst** is a substance that speeds up the rate of a chemical reaction. Catalysts work by lowering a reaction's activation energy.

- ▶ In an enzyme-catalyzed reaction, the reactants are known as **substrates**. Substrates bind to a part of an enzyme called the active site and remain bound to the enzyme until the reaction is complete, when the products are released.
- ▶ Temperature, pH, and regulatory molecules can affect the activity of enzymes.

Chemical Reactions

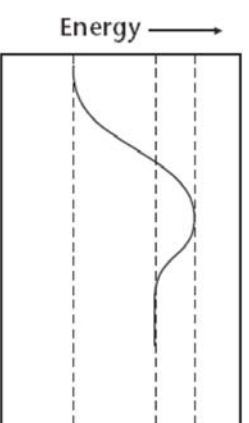
1. What is a chemical reaction?

2. Complete the table about chemicals in a chemical reaction.

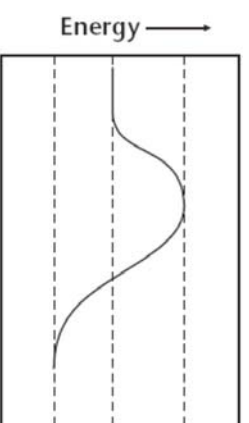
Chemicals in a Chemical Reaction	
Chemicals	Definition
Reactants	
Products	

Energy in Reactions

3. The graphs below show the amount of energy present during two chemical reactions. One of the reactions is an energy-absorbing reaction, the other is an energy-releasing reaction. Label the type of reaction for each, label the energy level for the reactants and products, then draw an arrow on each to show the energy of activation.



Type of reaction: _____



Type of reaction: _____

4. What is released or absorbed whenever chemical bonds form or are broken?

5. What is the energy of activation?

6. Of the two reactions shown, which one is more likely to start spontaneously and why?

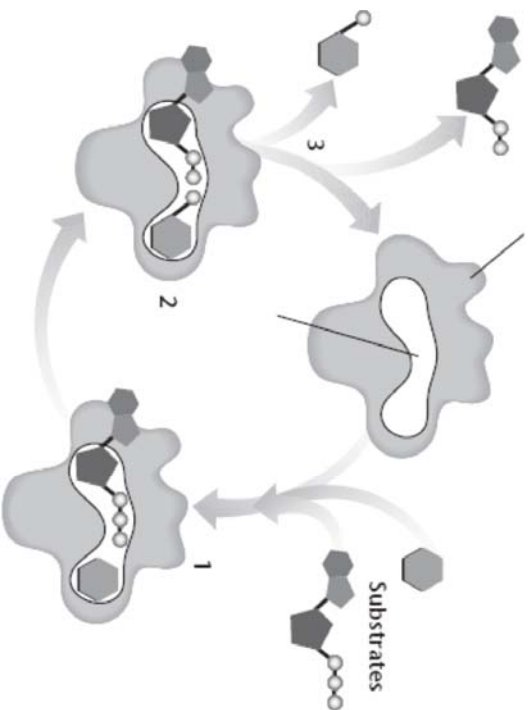
Enzymes

7. How does the addition of a catalyst affect the energy of activation of a chemical reaction?

8. What type of catalysts affect biochemical reactions?

9. What makes proteins the ideal types of compounds to act as enzymes?

Use the diagram to answer Questions 10–11.



10. Label the enzyme, the active site, and the products in the diagram.

11. Write what is happening at each numbered part of the diagram.

- (1) _____
 (2) _____
 (3) _____

For Questions 12–13, refer to the *Visual Analogy comparing the action of enzymes to a lock and key*.

12. How is a substrate and its enzyme like a lock and its key?

- _____

13. What is being unlocked in this analogy?

- _____



14. In terms of an organism and how it interacts with its environment, what is the benefit of having controls on the chemical reactions that take place in its body?

- _____

Concept Map A concept map can help you organize information and show how ideas are connected.

The concept map below shows the relationship between vocabulary terms in this lesson. The terms and phrases that go in the concept map are listed in the box below. As you read the lesson, complete the concept map. Some terms have been placed in the concept map for you.

- | | | | |
|-------------------|-------------------|-----------|-----------|
| activation energy | chemical reaction | products | substrate |
| catalysts | enzymes | reactants | |

